

Monier™ ROOFING

PRODUCT TECHNICAL STATEMENT

CONCRETE - RESTORATION RANGE

TUDOR

01. INTRODUCTION

Defined, geometric lines make the Tudor profile the suitable choice for both contemporary & traditional styled homes. The Tudor profile can deliver a great looking roof to match any style.

Further technical resources are provided at monier.co.nz/technical-resources/professionals

02. BUILDING CODE COMPLIANCE

Monier Tudor Concrete Roof Tiles conform to the NZBC (New Zealand Building Code) requirements and when installed according to Monier's instructions and NZBC, meet the following provisions:

- NZBC Clause B2 Durability
- NZBC Clause E2 External Moisture

03. SCOPE OF USE AND LIMITATIONS

Specific design requirements for Tudor Tiles:

- Minimum roof pitch 15°
- Roof underlay is mandatory for any roof:
 - receiving discharge from a spreader,
 - on a skillion roof,
 - on roofs in wind zone Very High or Extra High, or
 - where roof pitch is below 20°;

however highly recommended in all installations.

- Maximum rafter length varies with roof pitch as follows:

INSTALLED WITH UNDERLAY

Roof Pitch	Max. Rafter Length (m)	Roof Pitch	Max. Rafter Length (m)	Roof Pitch	Max. Rafter Length (m)
15°	4.5	22°	8.0	29°	11.5
16°	5.0	23°	8.5	30°	12.0
17°	5.5	24°	9.0	31°	12.5
18°	6.0	25°	9.5	32°	13.0
19°	6.5	26°	10.0	33°	13.5
20°	7.0	27°	10.5	34°	14.0
21°	7.5	28°	11.0	35°	14.5

Please refer to the Design Guide available at monier.co.nz/technical-resources/professional for further information regarding:

- Wind and Terrain Categories
- Specific details on when underlay is required
- Rafter and truss spacings and batten requirements
- Batten installing requirements

Concrete Tudor
In Barramundi



04. CONSENTING INSTRUCTIONS

When consenting, it should be verified that the designer has assessed:

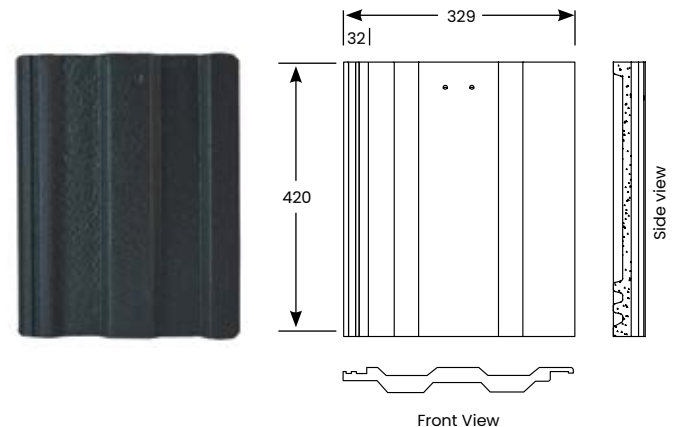
- Fixing and underlay requirements with regard to Wind and Terrain categories
- Batten sizes relative to rafter spacings
- Maximum rafter length for the roof pitch

Detailed guidance is provided in the Design Guide available at monier.co.nz/technical-resources/professionals.

05. STANDARDS

Tiles are manufactured to AS 2049 / NZS 4206.

06. PRODUCT DETAILS



Tile coverage (+/- 2%) Approx. 11 tiles/sqm

Dimensions (+/- 2%) Length: 420mm
Width: 329mm

Weight (+/- 2%) Per tile: 4.5kg
Per sqm: 49.5kg

Head lap adjustment (mm) 78 – 125

Recommended bonding Straight Bond

Roof pitch Minimum with underlay 15°
Minimum without underlay 20°

Please refer to the Monier Construction Requirements at monier.co.nz for installation requirements applicable to your project

Find out more on monier.co.nz
or call us on 0800 666 437

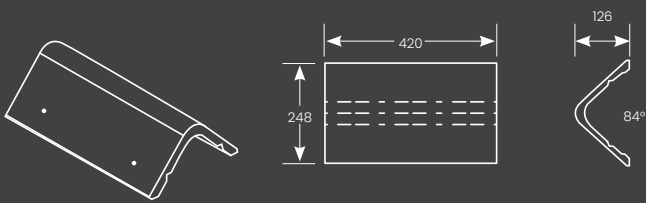
CSR

Monier™ ROOFING

PRODUCT TECHNICAL STATEMENT

CONCRETE ACCESSORIES

PARBARGE



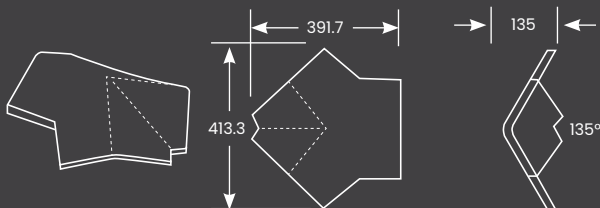
Length (mm)	Width (mm)	Height (mm)	Angle (Degree)	Weight (kg)
420	248	126	84	4.9

RIDGE



Length (mm)	Width (mm)	Height (mm)	Angle (Degree)	Weight (kg)
420	250	80	120	3.4

3-WAY APEX (STANDARD RIDGE)



Length (mm)	Width (mm)	Height (mm)	Angle (Degree)	Weight (kg)
391.7	413.3	135	135	3.8

Concrete Tudor
In Barramundi



07. INSTALLATION

Refer to Monier's website, "Find a Supplier" list of experienced and qualified Roofing Specialists to ensure your tiles are installed professionally and to the appropriate standard.

Further information is provided in the Installation Guide available at monier.co.nz/technical-resources/professionals.

08. WARRANTY

Monier Tudor Roof Tiles are structurally guaranteed to perform their function for 50 years and are a low maintenance roof cladding option.



09. MAINTENANCE

Caution should be exercised by any persons needing to access the roof once it is installed.

Details regarding access and recommended maintenance are provided at monier.co.nz/why-tiles/protecting-and-maintaining-your-roof.

10. TUDOR COLOUR RANGE

Barramundi

Tile colour may vary from printed brochure.

Find out more on monier.co.nz
or call us on 0800 666 437

CSR